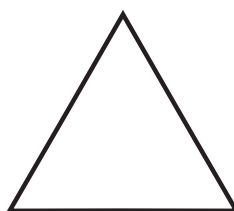






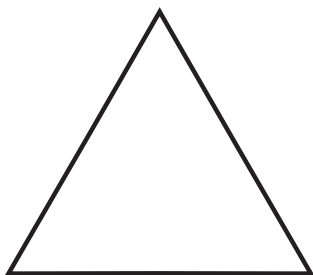


Shapes



Learning Through Music LTD Activity Sheet 6

Copyright Kindescope 2005.
Licence to download and print this document is given to all purchasers of "Learning Through Music LTD" products only.

Notes for parents and carers

Help your child to colour and cut out the shapes above. These can be sorted into "shape families". Ask to be given shapes by describing their properties, such as: "Please give me a shape with three straight side" or "I would like a small shape with no corners" Encourage discussion about why the shapes are different.

Early Learning Goal

Use language such as "circle" or "bigger" to describe the shape and size of solids and flat shapes.