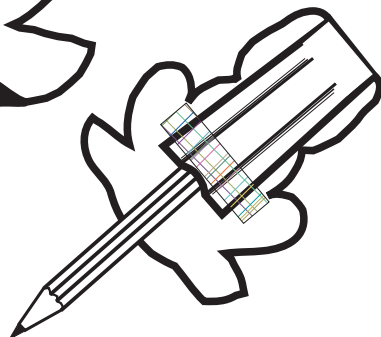




Finger Frog Puppet



Learning Through Music LTD Activity Sheet 7

Copyright Kindscope 2005.
Licence to download and print this document is given to all purchasers of "Learning Through Music LTD" products only.

Notes for parents and carers

Encourage your child to colour in their Finger Frog and if needed, give help cutting it out. Bend back the flap along the dotted line. Insert the blunt end of a pencil under the flap, (see diagram) to make a finger space. Fix with sticky tape as shown leaving a "tunnel" for the index finger. This finger puppet can be used during the Finger Frog song, to jump behind, in front, above etc There is a larger version for you too!

Early Learning Goal

Use everyday words to describe position.