




Make a cake



Colour the buns then ask a grown up to help you bake some!

What you need

175g self raising flour

175g caster sugar

75g soft margarine

3 eggs

a drop of milk

you can also add if you like:

50g dried fruit like raisins

or

1 table spoon cocoa powder

Put the first four ingredients into a bowl. Beat hard until smooth and glossy.

If you use an electric mixer (under supervision) only 2 minutes. Add a drop of milk, if too stiff to drop off a spoon, and beat in. Stir in fruit or cocoa then spoon mixture into bun tins lined with paper cases.

Bake for 15-20 minutes at 180 degrees C or gas mark 4 until firm

This recipe should make 20-24 buns

Learning Through Music LTD Activity Sheet 9

Copyright Kindscope 2005.
Licence to download and print this document is given to all purchasers of "Learning Through Music LTD" products only.



Notes for parents and carers

Explain that you both need to wash your hands and why. Read aloud the ingredients and encourage your child to help weigh them. Let your child add the ingredients to the bowl and have first stir. Discuss what you can see, hear and smell. Your child will enjoy putting spoonfuls of mixture into paper cases, pushing out each spoonful with a finger!

When your buns have cooled decorate with melted chocolate or icing if you wish and add cherries etc

Enjoy eating and sharing your buns with family and friends!

NB. Make sure your child is away from hot surfaces at all times.

Early Learning Goal

Extend their vocabulary, exploring the meanings and sounds of new words.